

Greentree School

THREE YEAR EDUCATION PLAN AND ANNUAL EDUCATION RESULTS REPORT

2019 /20 - 2021/22

Created November 2019



MISSION

Support and accept others

Explore possibilities

Engage in lifelong learning

Do the right thing

Strive for success

VISION

Planting the S.E.E.D.S. for life!

INTRODUCTION

We have strategically supported our school community to deepen the Powerful Learning opportunities for our students. The theme for this year is *Thinking* and all initiatives, PD, PLCs and planning are centered around this theme. Fostering a thinking community within the walls of our school will enhance all the endeavours of our students.

Thinking is at the heart of learning.

Thinking is at the heart of a contributing citizen.

We are planting seeds for life.

SCHOOL PROFILE

Greentree School is a Pre-K to 6 school with a current population of 364 students.

We currently have three full-time kindergarten classes and three grade one classes. Students in grades three through six are divided between two grade-level classrooms, along with two classrooms of split grades.

Additionally, our Achieving Independence classroom supports students with diverse academic, social and behaviour needs.

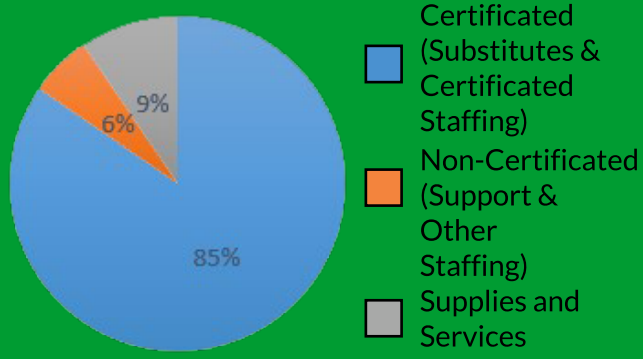
Our athletics program, Leadership Teams, and club days further enhance the experience of our students.

ACCOUNTABILITY STATEMENT

The Annual Education Results Report for Greentree School for the 2019/20 school year was prepared in accordance with requirements of Alberta Education and Golden Hills School Division. The school is committed to using the results in this report to improve achievement for students. Results are used to develop effective strategies for our Three Year Education Plan ensuring that all our students acquire knowledge, skills and attitudes they need to be connected, responsible, caring and contributing members of society.



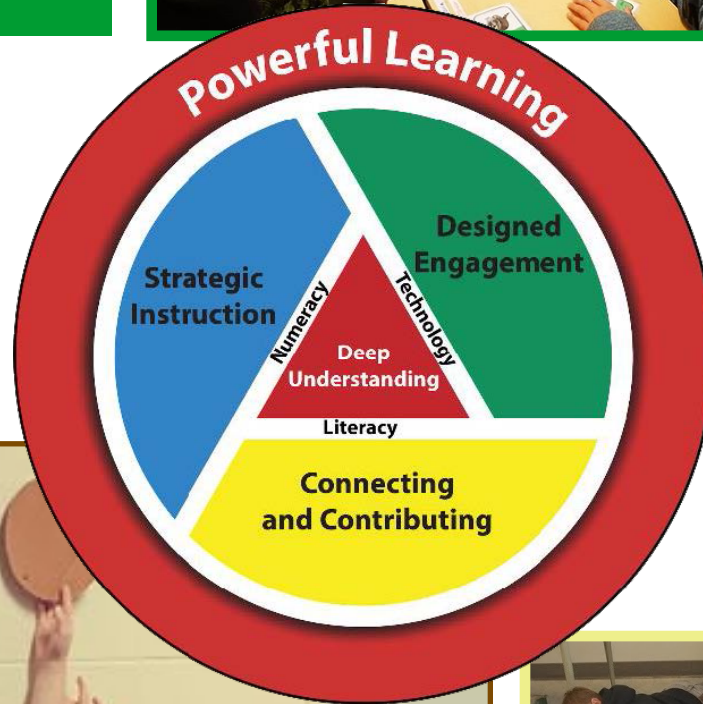


FUNDING ALLOCATIONS 2019/20



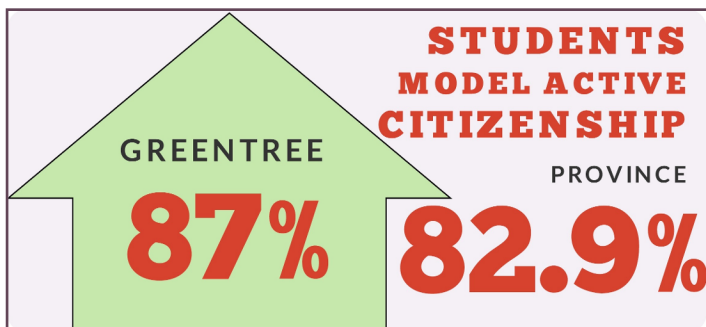
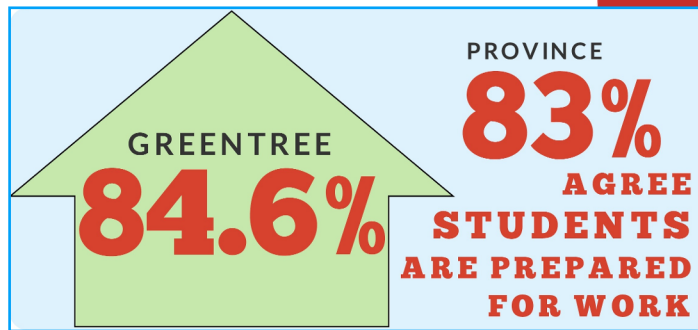
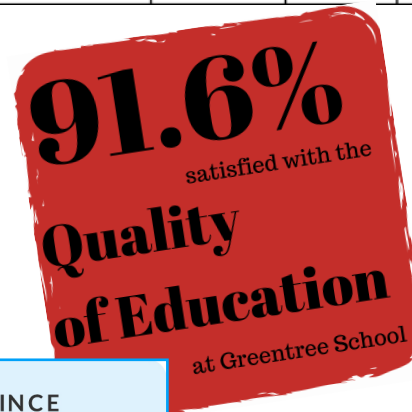
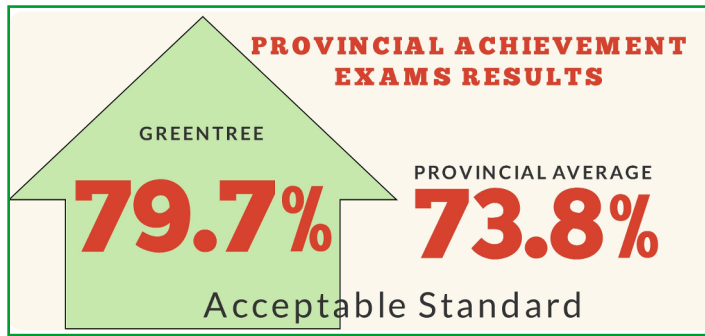
PARENT COUNCIL

Greentree School's Parent Council is an active and effective member of our school community. At their monthly meetings, they connect the Drumheller community with Greentree stakeholders to enhance the experience of our students. The parent council has impact with their voice in the budget and programming of our school.



COMBINED 2019 ACCOUNTABILITY PILLAR OVERVIEW SUMMARY

Measure Category	Measure	Greentree School			Alberta			Measure Evaluation		
		Current Result	Prev Year Result	Prev 3 Year Average	Current Result	Prev Year Result	Prev 3 Year Average	Achievement	Improvement	Overall
Safe and Caring Schools	Safe and Caring	89.3	91.1	92.1	89.0	89.0	89.3	Very High	Maintained	Excellent
Student Learning Opportunities	Program of Studies	70.7	67.1	68.7	82.2	81.8	81.9	Low	Maintained	Issue
	Education Quality	91.6	90.1	92.0	90.2	90.0	90.1	Very High	Maintained	Excellent
Student Learning Achievement (Grades K-9)	PAT: Acceptable	79.7	83.2	81.9	73.8	73.6	73.6	Intermediate	Maintained	Acceptable
	PAT: Excellence	14.6	18.9	16.8	20.6	19.9	19.6	Intermediate	Maintained	Acceptable
	Work Preparation	84.6	74.8	73.0	83.0	82.4	82.6	High	Improved	Good
	Citizenship	87.0	88.4	89.9	82.9	83.0	83.5	Very High	Maintained	Excellent
Parental Involvement	Parental Involvement	76.7	66.7	74.5	81.3	81.2	81.1	Intermediate	Maintained	Acceptable
Continuous Improvement	School Improvement	81.5	75.6	83.7	81.0	80.3	81.0	Very High	Maintained	Excellent



OUTCOME #1: OUR STUDENTS ARE SUCCESSFUL

Performance Measure	Results (in percentages)					Target	Evaluation			Targets		
	2015	2016	2017	2018	2019	2019	Achievement	Improvement	Overall	2020	2021	2022
Overall percentage of students in Grades 6 and 9 who achieved the acceptable standard on Provincial Achievement Tests (overall cohort results).	89.7	84.1	78.4	83.2	79.7	85	Intermediate	Maintained	Acceptable	83	85	87
Overall percentage of students in Grades 6 and 9 who achieved the standard of excellence on Provincial Achievement Tests (overall cohort results).	18.7	16.7	14.9	18.9	14.6	20	Intermediate	Maintained	Acceptable	17	18	19

COMMENT ON RESULTS

Greentree School's excellent instructional team's commitment to quality education continues to contribute to our students' high achievement in academics. In Language Arts our students consistently reach high achievement levels. This is highlighted in a comparison to our division and provincial results over the last five years (included in this report). In order to enhance this high level of achievement and to foster our students' deep understanding of subject matter, we have planned a purposeful implementation of strategies intended to continually improve results.

STRATEGIES

- ▶ Greater emphasis on teachers' professional learning with a focus on cultivating thinking at Greentree School, combining internal and external opportunities appropriate to school and teacher goals.
- ▶ Provide time for teachers to collaborate in PLCs with a focus on implementing evidence-based instructional practices .
 - ▶ Provided direction for basis of PLCs to build thinking classrooms (book studies)
 - ▶ Ensured accountability of PLC work through a set time to share

each group's work (evidence of effectiveness in fireside chats)

- ▶ Utilize instructional coaches to provide in-context support that is targeted toward the needs of individual teachers, PLCs, and other teacher groups.
- ▶ Participate in division-wide focus groups that are topic specific such as numeracy and literacy (Math Minds, Mathology).
- ▶ Support new teachers to participate in mentorship and collaborative professional learning opportunities.
- ▶ Increase access to meaningful technology use for students and professional learning for teachers.



OUTCOME #1: OUR STUDENTS ARE SUCCESSFUL

Performance Measure	Results (in percentages)					Target	Evaluation			Targets		
	2015	2016	2017	2018	2019	2019	Achievement	Improvement	Overall	2020	2021	2022
Percentage of teachers, parents and students who are satisfied that students model the characteristics of active citizenship.	91.0	88.4	93.0	88.4	87.0	93	Very High	Maintained	Excellent	89	90	91


STRATEGIES

- ▶ Foster characteristics through leadership teams
- ▶ Focus on the characteristics encompassed by the SEEDS
- ▶ Recognize students when they demonstrate the characteristics
- ▶ Facilitate grade teams and buddy classes to take on charity projects:
 - ▶ Operation Christmas Child,
 - ▶ Random Acts of Kindness,
 - ▶ Skip Rope for Heart,
 - ▶ Food for the Hungry Canada,
 - ▶ Roots of Empathy,
 - ▶ Junior Achievement,
 - ▶ Club Days
- ▶ Celebrate successes through assemblies, social media, and our website
- ▶ Continue to tell our story to each other, our families, and the community
- ▶ Student led assemblies and events

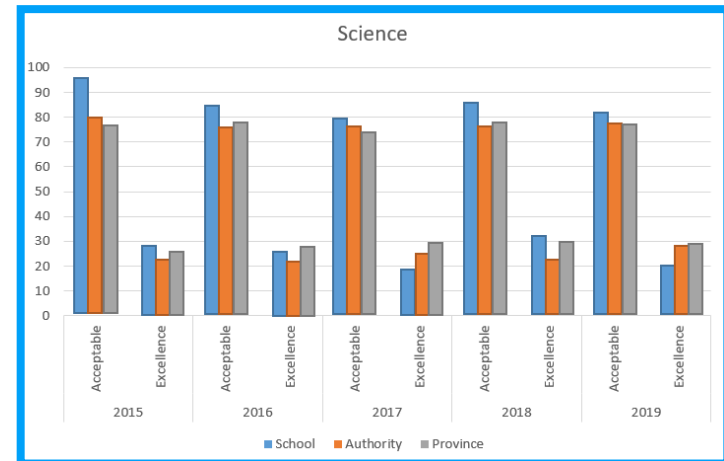
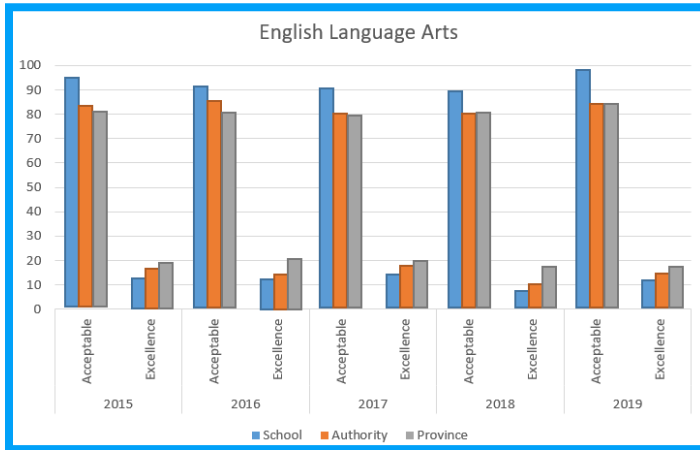


COMMENT ON RESULTS

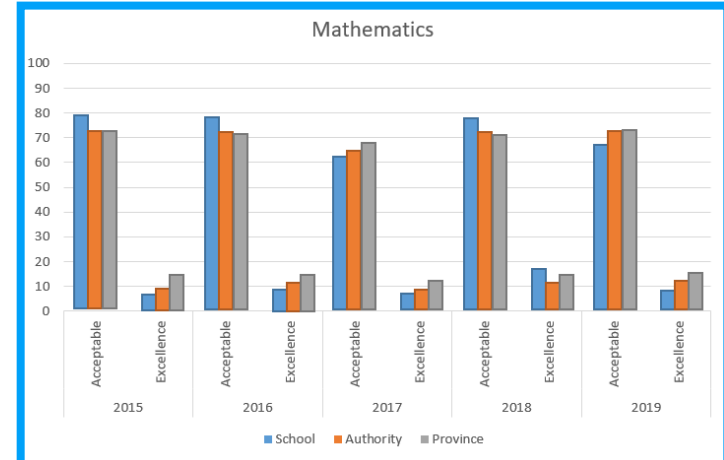
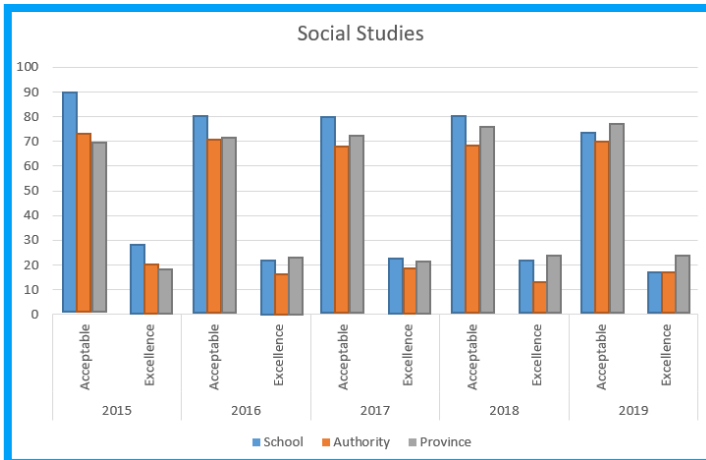
We are pleased to see continued success with our efforts to build citizenship characteristics in our students. The focus on our mission statement, the acronym SEEDS, for assemblies and extended lessons has developed the appropriate attitudes valued by our parents, teachers, students, and community. We will continue to encourage every grade team and buddy class to enhance their students' citizenship skills through participation in both local and global communities.



STUDENT SUCCESS ON PROVINCIAL ACHIEVEMENT TESTS OF GREENTREE SCHOOL, DIVISION, AND PROVINCE - A FIVE YEAR COMPARISON



Greentree Students consistently achieve acceptable standard at **significantly higher** rate than the **provincial average!**



OUTCOME #2: FIRST NATIONS, METIS, AND INUIT STUDENTS ARE SUCCESSFUL

STRATEGIES

- ▶ Support the development of teacher foundational knowledge of First Nation, Metis, and Inuit history and culture.
 - ▶ Teacher leaders participated in division learning opportunities
 - ▶ Information and activities are shared with all staff at monthly meetings.

COMMENT ON RESULTS

Data values have been suppressed due to the number of respondents/students being fewer than six, therefore we have not included this section's graph and targets. However, we recognize the importance of continually building greater foundational knowledge of First Nations, Metis, and Inuit history for our teachers which will in turn increases their capacity to facilitate success for **all** students.



OUTCOME #3: ALBERTA HAS EXCELLENT TEACHERS, SCHOOL LEADERS, AND SCHOOL AUTHORITY LEADERS

Performance Measure	Results (in percentages)					Target	Evaluation			Targets		
	2015	2016	2017	2018	2019	2019	Achievement	Improvement	Overall	2020	2021	2022
Percentage of teachers, parents and students satisfied with the opportunity for students to receive a broad program of studies including fine arts, career, technology, and health and physical education.	62.3	69.3	69.9	67.1	70.7	75	Low	Maintained	Issue	77	79	81

STRATEGIES

- ▶ Telling our story on social media
 - ▶ Provided teachers access to a newly created Instagram account
 - ▶ Created friendly competitions to encourage use
 - ▶ Removed barriers to sharing exciting stories from classrooms
- ▶ Broaden Programming Options
 - ▶ Creation of Mini and Junior Dynos Athletics Programs
 - ▶ Initiated investigation into multi-disciplinary academies
 - ▶ Hosted parent discussion to gauge interest
 - ▶ Created staff committee to explore possibilities
 - ▶ Contacted administrators who run academies
- ▶ Continue to support club day activities such as:
 - ▶ Building
 - ▶ Coding
 - ▶ Nail art
 - ▶ Dance
 - ▶ Soccer
 - ▶ Birthday Card
 - ▶ Dinosaur
- ▶ Continue to support leadership teams:
 - ▶ Recycling
 - ▶ Greeters
 - ▶ Delivery
 - ▶ Choir
 - ▶ Office
 - ▶ Assembly and event MC
 - ▶ Dance Troupe

COMMENT ON RESULTS

Greentree is proud of the learning opportunities we offer our students. We will continue to increase the awareness of our surrounding school community members and stakeholders to the programs we currently offer. Meanwhile, we also intend to broaden and add depth to the programs for our students. We have already implemented new programs and are actively developing others. With these planned changes, we anticipate a significant increase in this area over the next three years.



OUTCOME #4: ALBERTA'S EDUCATION SYSTEM IS WELL GOVERNED AND MANAGED

Performance Measure	Results (in percentages)					Target	Evaluation			Targets		
	2015	2016	2017	2018	2019	2019	Achievement	Improvement	Overall	2020	2021	2022
Percentage of teacher, parent and student agreement that: students are safe at school, are learning the importance of caring for others, are learning respect for others and are treated fairly in school.	92.5	93.1	92.0	91.1	89.3	--	Very High	Maintained	Excellent	91	92	93
Percentage of teachers, parents and students satisfied with the overall quality of basic education.	93.8	94.4	91.5	90.1	91.6	90.1	Very High	Maintained	Excellent	93	94	95
Percentage of teachers and parents who agree that students are taught attitudes and behaviours that will make them successful at work when they finish school.	76.0	80.7	63.5	74.8	84.6	--	High	Improved	Good	85	87	90
Percentage of teachers and parents satisfied with parental involvement in decisions about their child's education.	66.0	76.3	80.6	66.7	76.7	82	Intermediate	Maintained	Acceptable	78	80	82
Percentage of teachers, parents and students indicating that their school and schools in their jurisdiction have improved or stayed the same the last three years.	72.8	80.8	94.7	75.6	81.5	90	Very High	Maintained	Excellent	84	85	87

COMMENT ON RESULTS

Greentree School has fantastic teachers and parents who work together to foster productive, thoughtful, and successful students. Many efforts are made to ensure students understand the importance of being a respectful citizen in our school, outside of school, and in the global community. We have excellent educators who care about their students and we work together to ensure our students are safe and welcome. We will continue to bring stakeholders together to enhance the student experience at our school.



STRATEGIES

- ▶ Inclusion of stakeholders
 - ▶ Cooperative development of academies
 - ▶ Increase communication through social media
 - ▶ Increase sharing at Parent Council Meetings
 - ▶ Invite community members to assemblies
 - ▶ Invite community members to share in clubs
- ▶ Share our excellence in academics story
 - ▶ Post PAT results on social media and website
 - ▶ Post five-year comparisons of school, division, and province
- ▶ Continue to focus on the SEEDS for character development
 - ▶ Post banners in hallway
 - ▶ Refer to characteristics in assemblies
 - ▶ Celebrate students who are 'caught doing good'
 - ▶ Celebrate students at assemblies with certificates



FACILITY AND CAPITAL

Over the summer, our bus loop and parking lot were paved. The parking lot was also extended at this time. Windows with UV tint were installed in classrooms in the upper south wing.

At the same time, several areas around the school were reorganized and rearranged in order to increase the potential for use by students and staff.

In the fall of 2019 one specific area was dedicated for a new multi-grade learning space. This exciting new collaborative space will include technology jointly funded through a Rotary Club grant and Greentree School Council. Division resources such as robotics will enrich the space for our students. Additionally, the area will host student Maker Challenges and STEM or STEAM activities with support from division instructional coaches.

This area will develop over the next few months and we anticipate it will be a hub of activity for our school, teachers, parents, and students.



